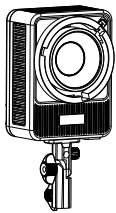


MITOYA

ORCA 330



COB LED Bi-color Light
User Manual

Thank you for choosing MITOYA products! ORCA 330 is a COB LED Bi-color video light. The light is an electrical device; improper use may cause malfunction or injury. Before use, please read this manual carefully.

PACKAGE CONTENTS

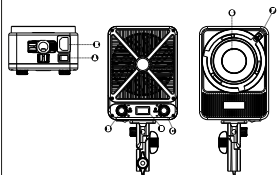
ORCA 330 light

COB LED protective cover

Power cable

LIGHT OVERVIEW

A. Power switch | B. Function dial No. 1 | C. Function dial No. 2 | D. TFT display | E. Power input | F. BOWENS mount lock | G. COB LED



WARNINGS

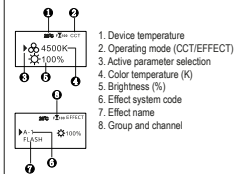
- » The light is not weather-sealed; protect it from moisture, rain, and dust.
- » The light is not shock-resistant; protect it from mechanical damage and drops.
- » The permitted operating temperature is 0–35°C. If the light heats up above this range, stop using it and contact service.
- » Stop using the light if the housing is damaged; internal components are visible, the light emits an unpleasant odor, or smoke comes out of it.
- » Do not point the light near the eyes; intense light may cause eye damage.
- » After use, unplug the light from the mains outlet.
- » After use, wait until the housing cools down before packing it into a bag/box.
- » Store the device out of reach of children and pets in a dry, ventilated place.

FEATURES

ORCA 330 is a constant COB LED light with a maximum output of 26,200 lumens. It offers brightness control and CCT color temperature adjustment from 2700-6500 K, as well as six themed modes. A high CRI of 95+ ensures accurate color reproduction. The power consumption is 330 W. The light is mains-powered and features an active cooling system. It is designed for mounting on a stand with a 16 mm spigot and supports BOWENS-standard light modifiers.

OPERATION AND MODES

ORCA 330 offers operation in natural light (CCT) mode and themed program (EFFECT) mode. Navigation is made easier by the TFT display. The display shows the current mode, light parameters, group, channel, and the current device temperature.



- » Turn on the device.
- » After powering on, the light will automatically display the current component temperature.
- » Press Function Button 2 to select the light's operating mode.
- » In CCT mode: rotate Function Dial 1 to adjust color temperature; rotate Dial 2 to adjust brightness.
- » In EFFECT mode: rotate Dial 1 to select one of six themed programs; rotate Dial 2 to adjust brightness.

WIRELESS CONTROL

ORCA 330 can be controlled remotely using a mobile app. A QR code linking to the app is provided at the end of this manual. The app allows you to change light settings and group multiple lights together.

The light can operate in groups A-F (6 groups) and 100 channels.

Press and hold Function Dial 1 to enter wireless control settings. Press Dial 1 again to select the desired parameter. Rotate the dial to change the value. Press the dial again, select EXIT, and save the new settings.

- » MOD1 allows control of a single device
- » MOD2 allows control of multiple devices, with group selection (GP) and channel selection (CH)



For wireless control to work properly, make sure the light is set to the same group and channel as selected in the mobile app.

TECHNICAL SPECIFICATIONS

Power consumption	330W
Input voltage	220–220 AC
Beam angle	120°
Color temperature	2700-6500 K (+200 K)
Color rendering	CRI 95+
Luminous flux	26 200 lm
Dimensions	131 × 129 × 279 mm
Weight	1605 g
Operating temperature	0–35°C

DISTRIBUTION AND CONTACT

MITOYA Sp. z o.o.

Sklep fotograficzny MITOYA ul. Racjonalizacji 5 02-673 Warszawa
sklep@mitoya.pl (22) 295 12 04
mitoya.pl mitoya.eu

APP

